

# 3/4/5/6 step Aqua-Stairs® Dock ladders

## Important Notes

- Based on your specific installation, you will need to purchase (4) bolts/large washers/lock nuts to install the ladder. Due to varied installation types (attaching to aluminum, wooden, or concrete surfaces), you will need to determine the correct length of the bolts etc. required for your application. 1/4" diameter bolts of varying length work on most docks and piers where long bolts with counter sinks work on concrete seawalls. 1/4" stainless steel or galvanized bolts are recommended. The ladder must be securely attached to a secure surface.
- This unit ships with the optional triangular flip out brackets that allow the ladder to be rotated out of the water when not in use. If permanently mounting the ladder in the down position, these brackets can be discarded. For correct installation, these triangular brackets are placed outside of the loop handles as pictured. Loop handles are installed using the two shorter bolts, washers, and lock nuts. The triangular brackets are attached to the loop handles using the two longer bolts, nylon spacers, washers, and lock nuts. Note that the bolts are inserted from the inside to the outside, with the lock nuts on the outside. The nylon spacers go between the triangular brackets and the loop handles.



- To prevent buildup of algae, dirt, barnacles, etc., always store the Aqua-Stairs® ladder out of the water when not in use.
- When stored out of the water, always secure the ladder with a tie down rope or chain to prevent it from accidentally being blown or bumped over into the water.
- Adult supervision is required when removing or putting steps into water. Use extreme caution to avoid getting pinched or hit by ladder when rotating to / from water.
- Do not let people or pets underneath ladder when rotating it to / from water.

## Installation Notes

The Aqua-Stairs® ladder must be mounted firmly to the dock, pier, etc. Installer must make sure that the structure the ladder is mounted to is sturdy and secure. For example, if mounting to a wooden dock, the boards that the mounting brackets are attached to must also be securely attached to the dock so that the boards themselves do not pull up or separate from the dock. It is imperative that the mounting surface is solid and secure prior to installing the ladder. Also, if mounting to a 5/4" decking, we recommend that the ladder is back plated underneath the dock for adequate support.

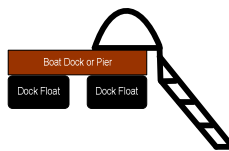
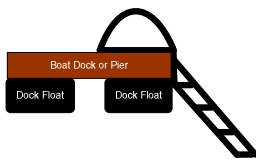
The ladder should be completely assembled prior to installation. The ladder can then be put in the correct location for installation and pilot holes for the bolts can be drilled. While drilling the pilot holes, make sure that the triangular flip out brackets are parallel with the loop handles and that the vertical portion of the ladder is resting firmly against the side of the dock/pier/etc. The bottom of the ladder's handles are intentionally raised slightly above the deck so that the ladder can be rotated out of the water without digging into / gouging out the deck's surface material.

The Aqua-Stairs® ladder must be mounted so that the vertical steps portion of the ladder firmly contact the vertical side of the dock, pier, seawall, swim platform, etc. There should be no space between the ladder and the vertical side of the mounting structure. See figure 1 for correct installation. This provides the necessary support to prevent the ladder from excessive movement when in use. If necessary, vertical support can be achieved by blocking out the dock or other surface to give the proper vertical support. Dock floats are adequate support if the ladder rests upon it.

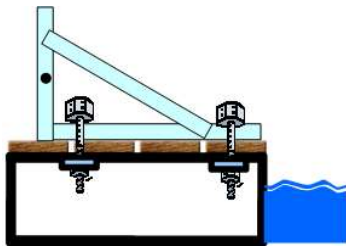
Figure 1 – Correct Installation

Figure 2 - Incorrect Installation

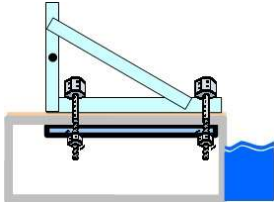
Vertical surfaces are in contact with sidewall



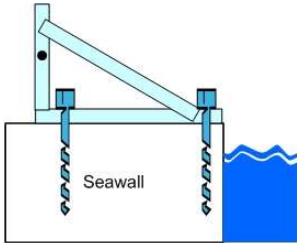
- When properly mounted, bracket is snug to surface and ladder itself is slightly elevated to allow rotation.
- Two adults are required to handle ladder during installation.
- Failure to properly mount ladder may cause ladder to be unstable as well as cause excessive ladder wear, voiding warranty.



Typical installation of flip-out brackets on wood dock/pier/swim platform. Large galvanized or stainless-steel washers are required underneath the decking to prevent bolts from pulling through surface. The decking itself must be solid and secure. Optionally, a back plate can be used instead of washers.



Typical installation of flip-out brackets on thin aluminum or vinyl deck. A back-plate must be installed to prevent the bolts from pulling through the thin decking material. A metal plate, angle iron (made of aluminum, stainless steel, or galvanized material), or even a deck board can be used for the back-plate.



Typical installation of flip-out brackets on seawall. Long galvanized or stainless-steel lag bolts (or other appropriate concrete anchors) with countersinks into the seawall are required to firmly attach ladder to seawall.

ADAIRCO, LLC takes pride in the workmanship and quality of its **Aqua-Stairs®** product.

Limited Lifetime Warranty for Aqua-Stairs® Marine Boat Dock Ladders

Adairco, LLC warrants to the first consumer purchaser, for the period of 10 years from the date of purchase, that this Aqua-Stairs® Ladder (the "Product") when shipped in its original packaging, will be free from defects in manufacture and materials; when not in use, it must be lifted out of the water for storage to prevent build-up of algae, sediment, barnacles, etc., and to prevent corrosion, particularly when used in salt water applications.

THE FOREGOING WARRANTY IS THE ONLY WARRANTY, EXPRESSED OR IMPLIED, GIVEN BY ADAIRCO, LLC, I.E. THERE IS NO WARRANTY OF MERCHANTABILITY AND THERE IS NO WARRANTY FOR FITNESS FOR A PARTICULAR PURPOSE. ADAIRCO, LLC hereby disclaims any expressed or implied warranties other than the warranty in the first sentence to the fullest extent permitted by law. IF APPLICABLE LAW DOES NOT PERMIT ADAIRCO, LLC TO DISCLAIM IMPLIED WARRANTIES, ANY WARRANTIES IMPLIED BY LAW ARE LIMITED TO THE 10 YEARS TERM OF THE EXPRESS WARRANTY GIVEN BY ADAIRCO, LLC. No other person, including any employee of ADAIRCO, LLC or any service person, is authorized to make any other warranty or to alter or extend the terms of the warranty given by ADAIRCO, LLC.

NOTE: The warranty given by ADAIRCO, LLC does not apply to the appearance of any Product or to any Product which has been subjected to misuse, mishandling or service by any unapproved service person or to any Product which has been damaged, defaced, modified, altered, or tampered with, either externally or internally or to any Product sold or used outside of the United States of America.

The SOLE AND EXCLUSIVE REMEDY under this warranty is REPAIR OR REPLACEMENT AT ADAIRCO, LLC OPTION of any product that proves to be defective in manufacture or materials within the 10 year period from the date of purchase. TO THE FULLEST EXTENT PERMITTED BY LAW, ADAIRCO, LLC DISCLAIMS ALL LIABILITY FOR ANY OTHER DIRECT, INCIDENTAL OR CONSEQUENTIAL DAMAGES ALLEGED TO BE CAUSED BY A DEFECTIVE PRODUCT, I.E., ADAIRCO, LLC WILL NOT BE RESPONSIBLE FOR ANY PERSONAL INJURY, PROPERTY DAMAGE OTHER THAN THE COST OF REPLACING THE PRODUCT OR ANY OTHER MONETARY DAMAGE SUCH AS LOST WAGES OR PROFITS CAUSED BY ANY USE, ATTEMPTED USE, OR INABILITY TO USE THE PRODUCT.

NOTE: By using this Product, you agree that repair or replacement at ADAIRCO'S option will fully satisfy ADAIRCO'S warranty obligation to you, whether in contract, tort, negligence, strict liability or other applicable law.

ADAIRCO, LLC, at ADAIRCO'S sole option, will repair or replace any Product that proves to be defective within 10 years from the date of purchase at no charge to the purchaser except for a fee of \$75.00 for handling, packing, return postage and insurance.

Should service be required:

1. Carefully pack the Product along with all of its accessories and other original materials in the original carton and packing materials (if still available) or in another suitable carton with sufficient protective padding to avoid injury to the Product during shipping.
2. You MUST ENCLOSE:
  - Your original packing slip and/or other proof of purchase and date of purchase.
  - Your check or money order for \$75.00, payable to Adairco, LLC. For return shipping.
  - A note describing the problem that needs to be repaired.
3. Contact Adairco, LLC and then Ship the Product, prepaid, by appropriate carrier insured (UPS) for your original purchase price to:

ADAIRCO, LLC  
 C/O WARRANTY DEPARTMENT  
 244 Indian Cove Drive  
 Dawsonville, GA 30534